

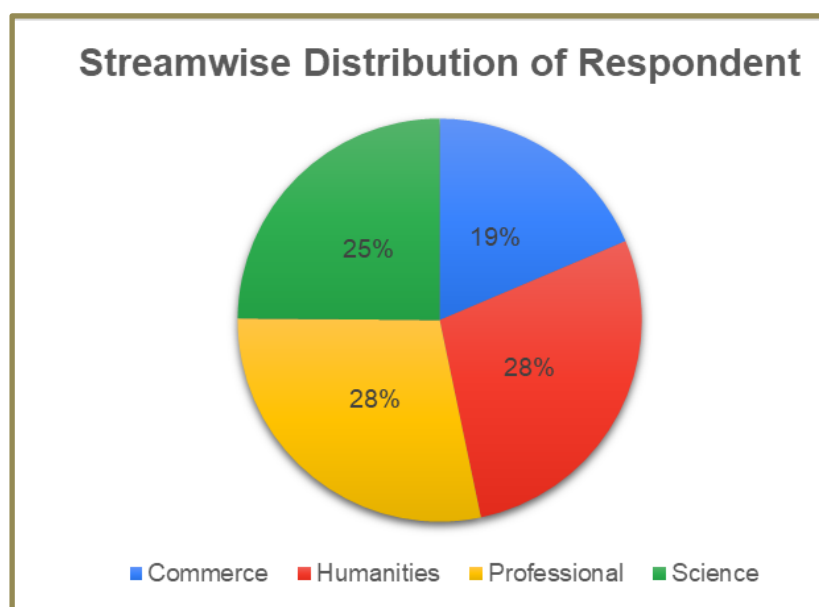
Student Satisfaction Survey 2022-23

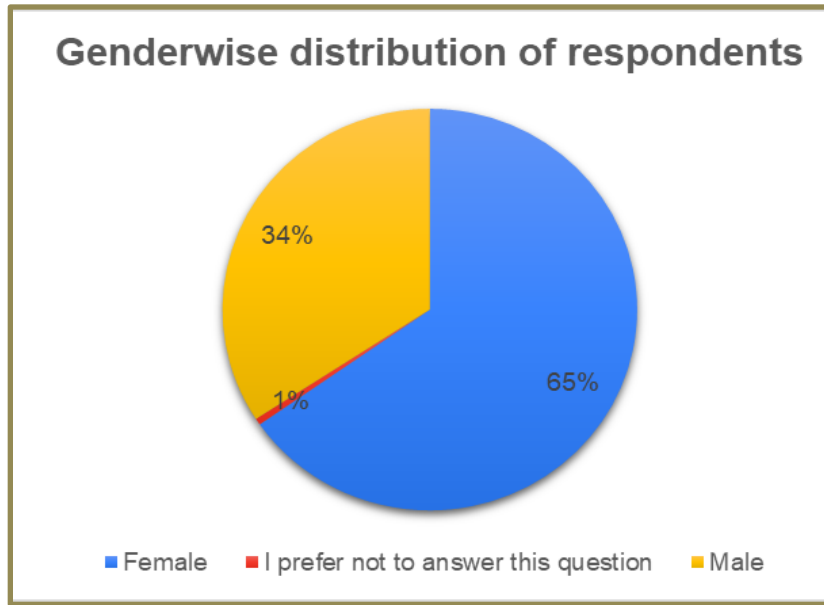
10.07.2023

- 1. Objectives:** To assess the level of satisfaction of the students about Teaching – Learning Process, ICT tools and techniques, Infrastructure, Co-Curricular and Extra Curricular activities.
- 2. Number of respondents:** 764 (Approximately 19.2% students, Total number of students 3976)
- 3. Dates:** 04/05/2023 – 05/05/2022
- 4. Methodology:** Survey questionnaire - Google Form was shared with students of all the streams via class WhatsApp groups. The form contained objective type questions about curriculum, teaching-learning, evaluation, co-curricular activities, and infrastructure. Students had to select one answer from the given options. The last question was open ended inviting suggestions from students.

5. Distribution of students

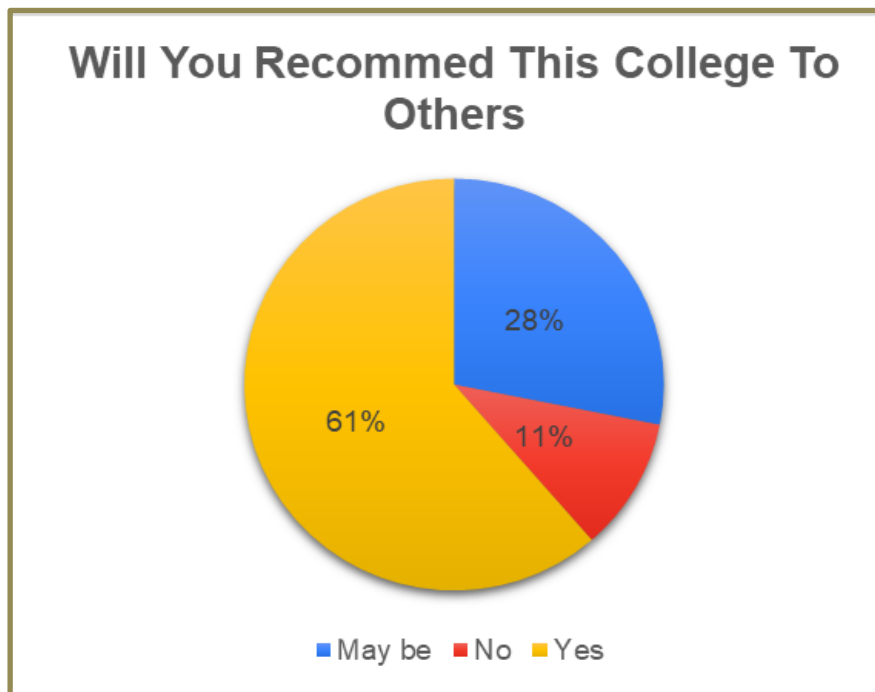
Out of 764 students, 673 students are from bachelor's degree, 82 students are from master's degree and 09 students are from diploma.

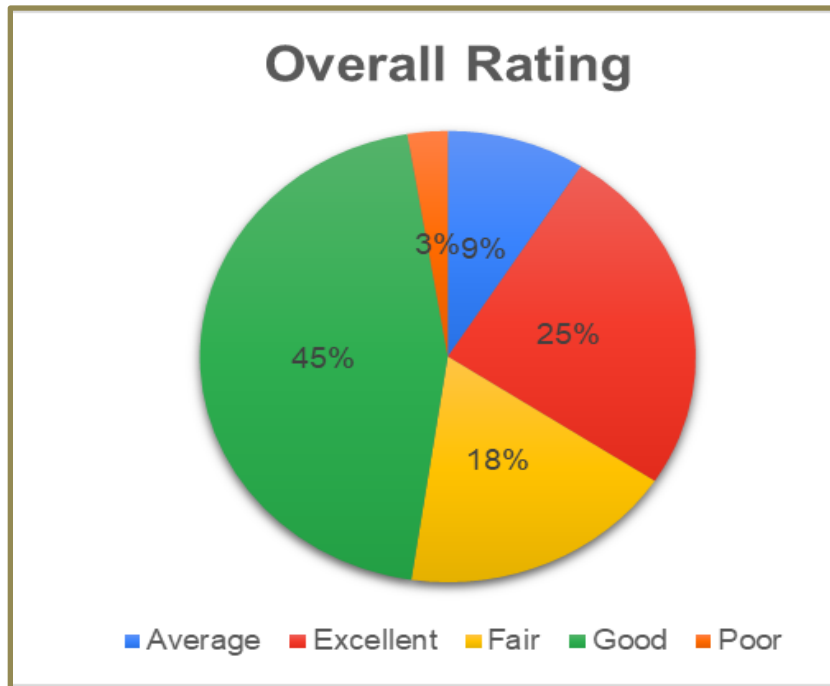




6. Satisfaction Level of Students

- 61% of students were positive about recommending this college to others.
- 70% of students rated the college as Good or Excellent.





While analyzing the negative responses, word cloud was used. Some representative Suggestions by the respondents are listed below:

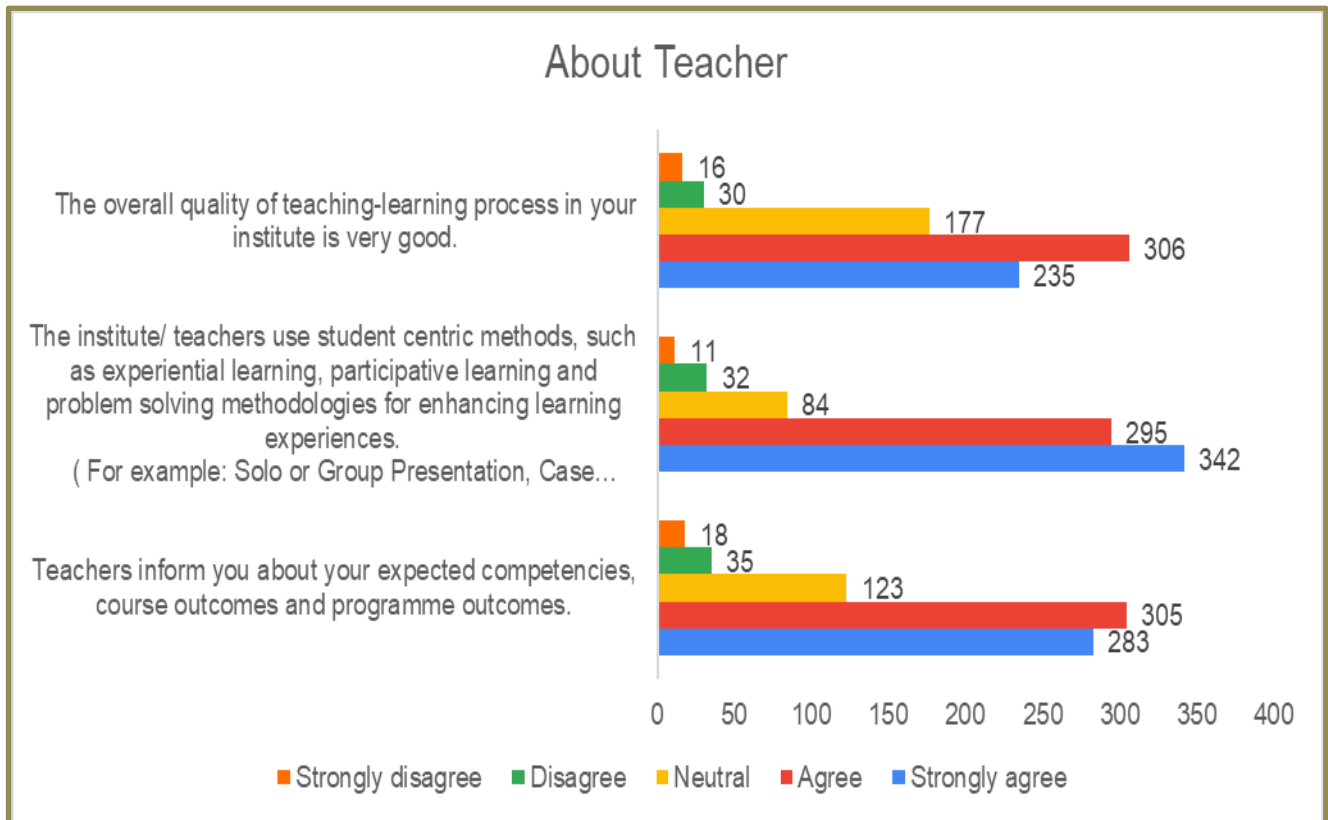
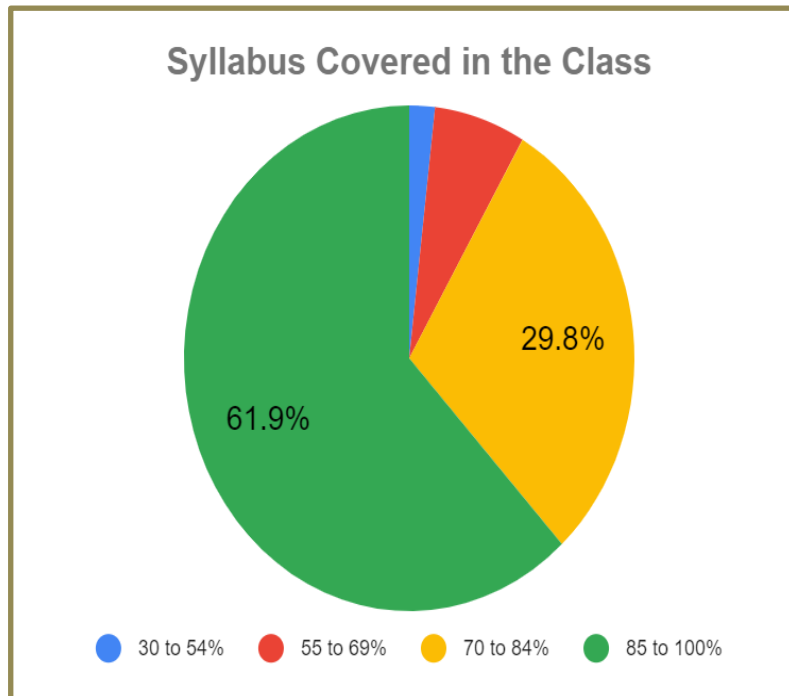
- The benches should be more comfortable.
- Learning should be more practical, and research based. Newer technologies must be used for learning instead of old ones.
- The lessons and poems of the Hindi subject are very old and hence it includes all the traditional stereotypes. Instead, it should include more and more of millennial writer's works.
- New PCs are required in the laboratories.
- Internal exam schedules should be declared well in advance.

7. Action taken:

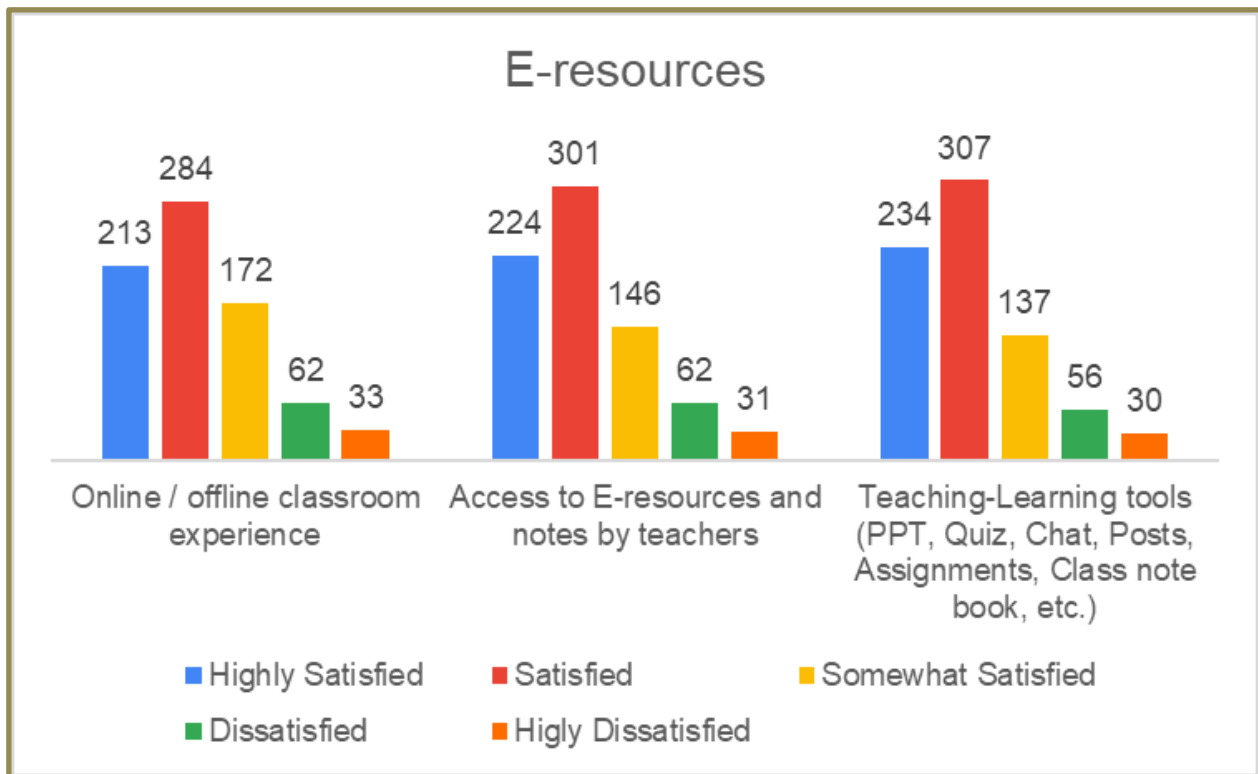
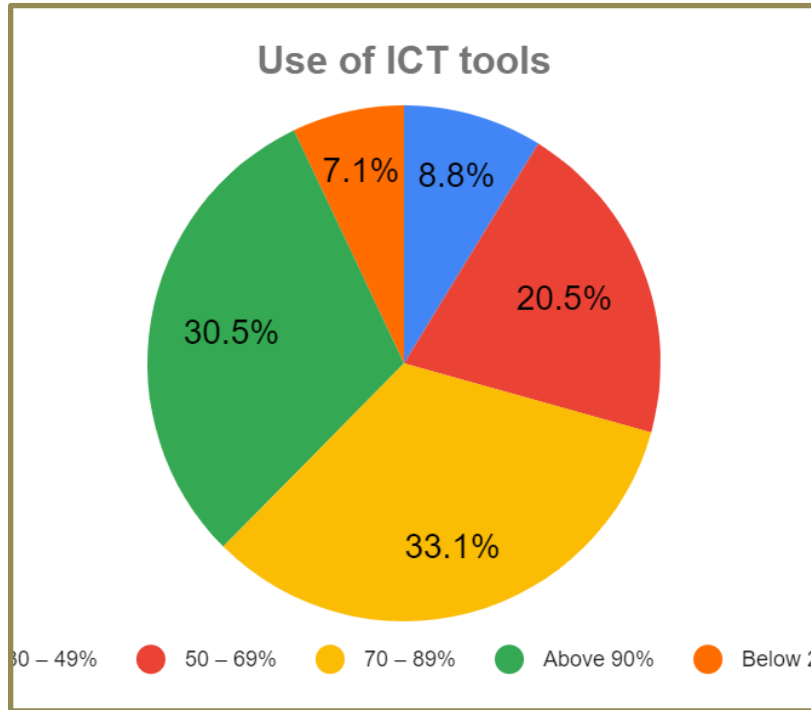
The suggestions are forwarded to the Head of the Institution, Heads of the departments and Examination Committee for appropriate action.

8. The Questions and analysis of responses is shown below graphically:

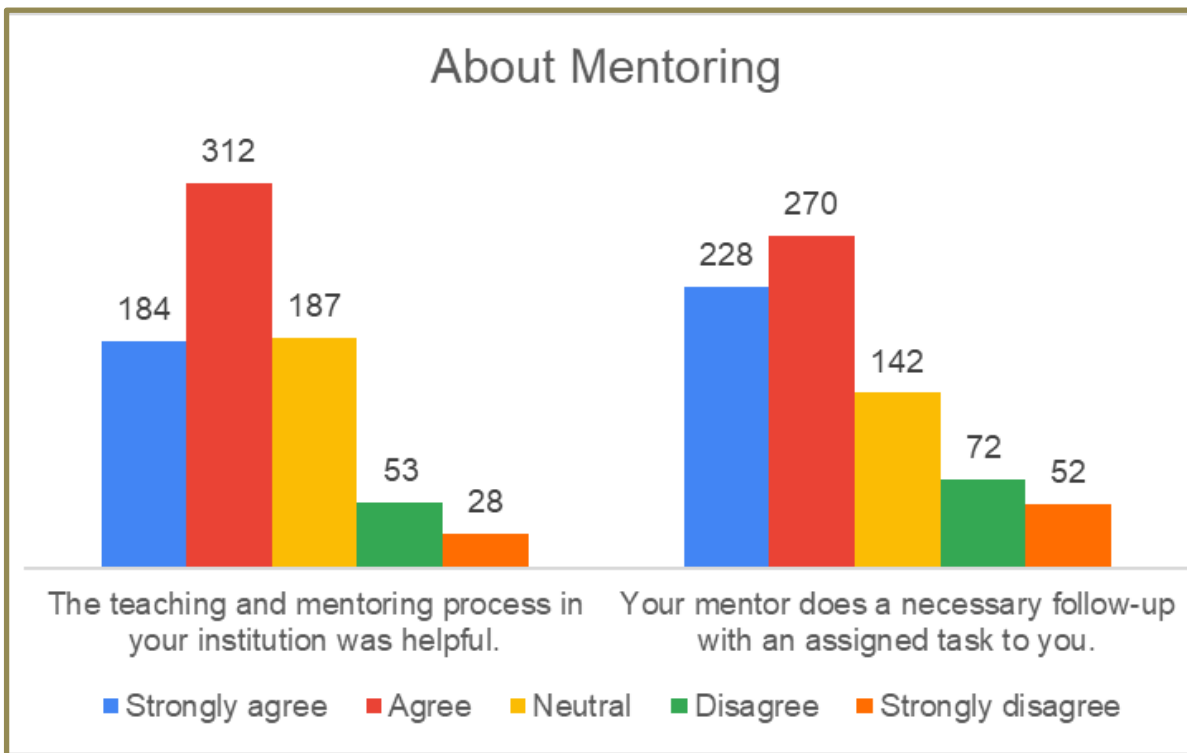
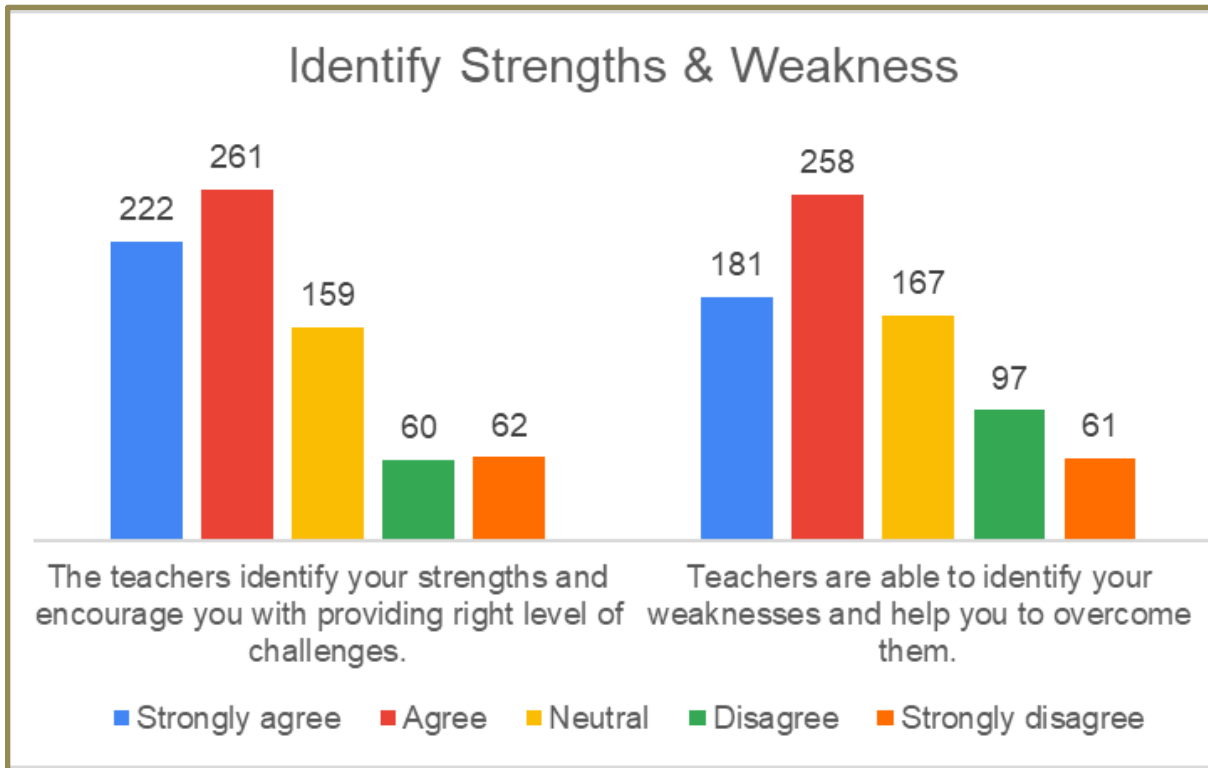
1) Teaching- Learning Process



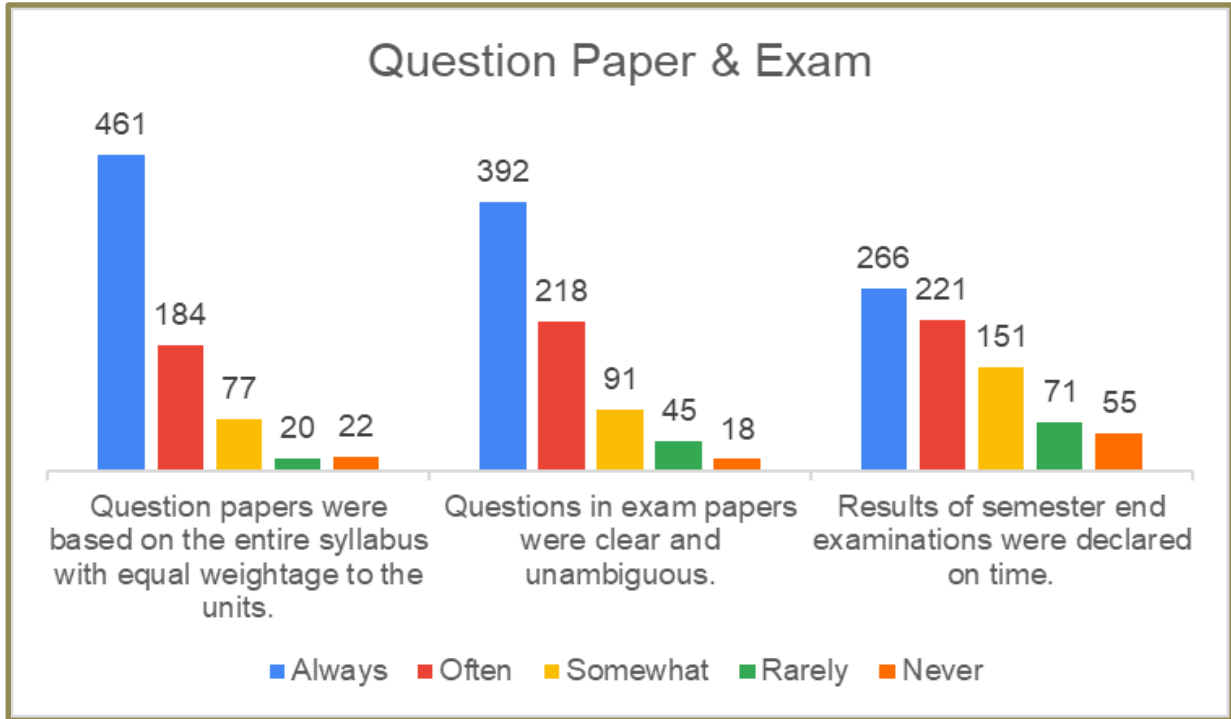
II) ICT Tools and E-Resources used




III) Mentoring and support by the teachers



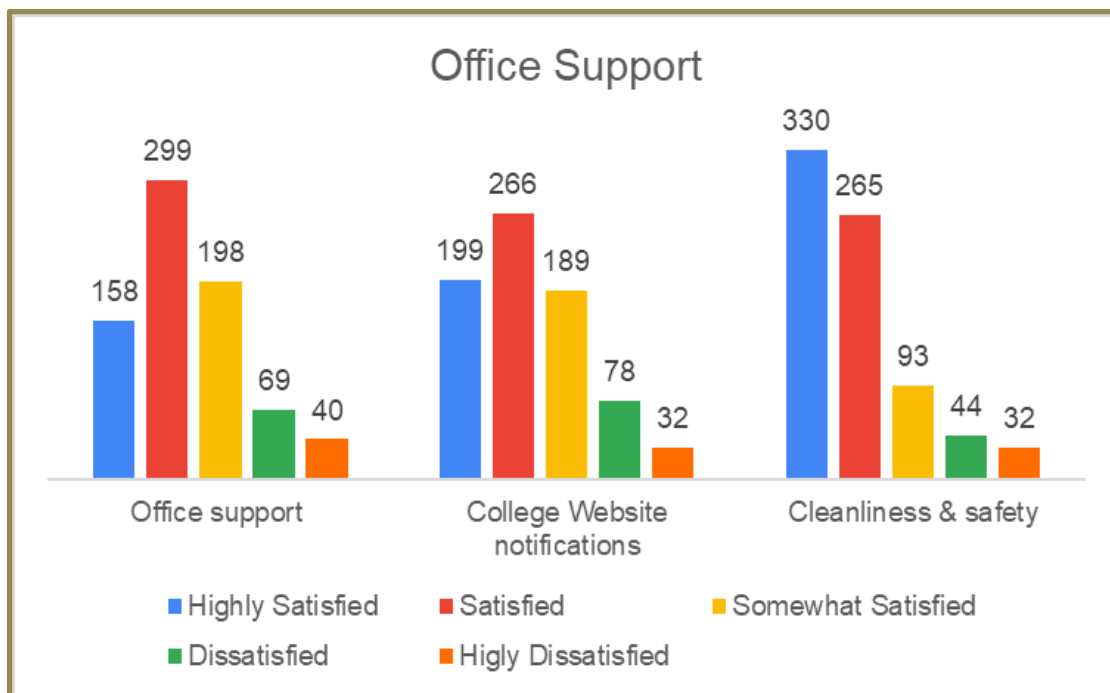
IV) Examinations



V) Co-curricular, Extra Curricular and Skill development opportunities



VI) Office Support



Questionnaire with answer statistics					
1 is strongly agree, 2 is agree, 3 is Neutral, 4 is disagree, 5 is strongly disagree					
Questions	1	2	3	4	5
How much of the syllabus was covered in the class?	62%	30%	7%	2%	0%
How well did the teachers prepare for the classes?	51%	37%	11%	2%	0%
How well were the teachers able to communicate?	51%	33%	13%	2%	1%
Teachers inform you about your expected competencies, course outcomes and program outcomes.	37%	40%	16%	5%	2%
The teachers illustrate the concepts through examples and applications.	47%	37%	12%	4%	1%
The teachers identify your strengths and encourage you with providing right level of challenges.	29%	34%	21%	8%	8%
Teachers are able to identify your weaknesses and help you to overcome them.	24%	34%	22%	13%	8%
What percentage of teachers use ICT tools such as LCD projector, Multimedia while teaching.	30%	33%	21%	9%	7%

S I E S COLLEGE OF ARTS, SCIENCE AND COMMERCE, AUTONOMOUS, Sion west

The institute/ teachers use student centric methods, such as experiential learning, participative learning and problem-solving methodologies for enhancing learning experiences. (For example: Solo or Group Presentation, Case Study, Assignment, Class test etc.)	45%	39%	11%	4%	1%
Fairness of the internal evaluation process by the teachers.	54%	34%	8%	2%	1%
Was your performance in assignments discussed with you?	26%	27%	18%	14%	15%
The institute takes active interest in promoting internship, project, field visit/ Industrial visit opportunities for students.	26%	27%	20%	13%	15%
The teaching and mentoring process in your institution was helpful.	24%	41%	24%	7%	4%
Your mentor does a necessary follow-up with an assigned task to you.	30%	35%	19%	9%	7%
The institution provides multiple opportunities to learn and grow. (For example: NPTEL, Seminar, Value added course, Guest Lecture etc.)	39%	38%	17%	5%	2%
The institution regularly conducts feedback and surveys of students for monitoring, review, and continuous quality improvement of the teaching learning process.	35%	40%	18%	5%	2%
Teachers encourage you to participate in extracurricular activities. (For Example: Cultural activity, Vision, Utkarsha, NCC, NSS etc.)	31%	35%	22%	8%	4%
Efforts are made by the institute/ teachers to inculcate soft skills, life skills and employability skills to make you ready for the world of work. (For example: Credit Course, Guest Lecture, career guidance etc.)	43%	36%	12%	6%	3%
The overall quality of the teaching-learning process in your institute is very good.	31%	40%	23%	4%	2%

Geeta Paluskar
IQAC Coordinator

Dr. Uma Shankar
PRINCIPAL